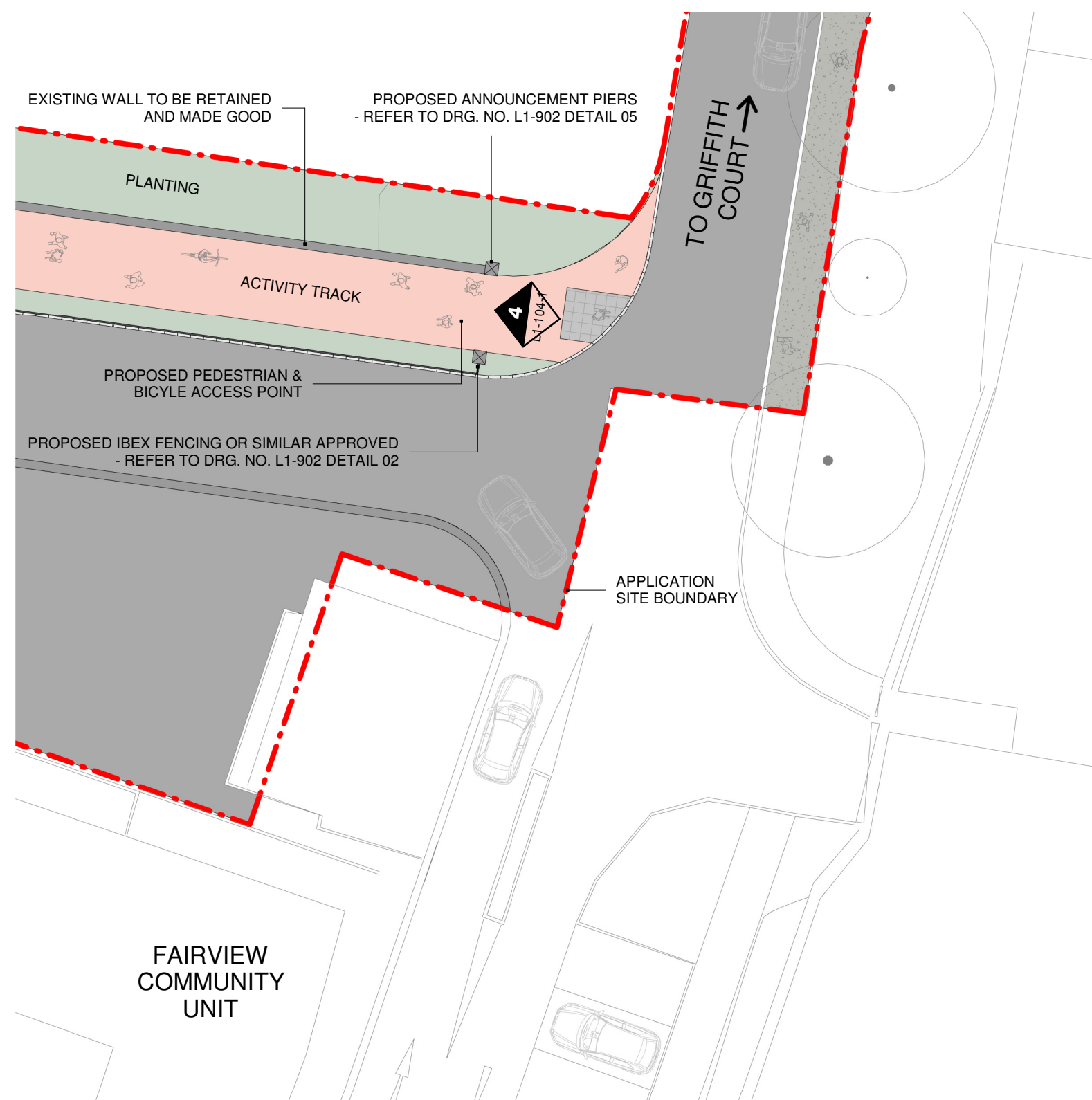
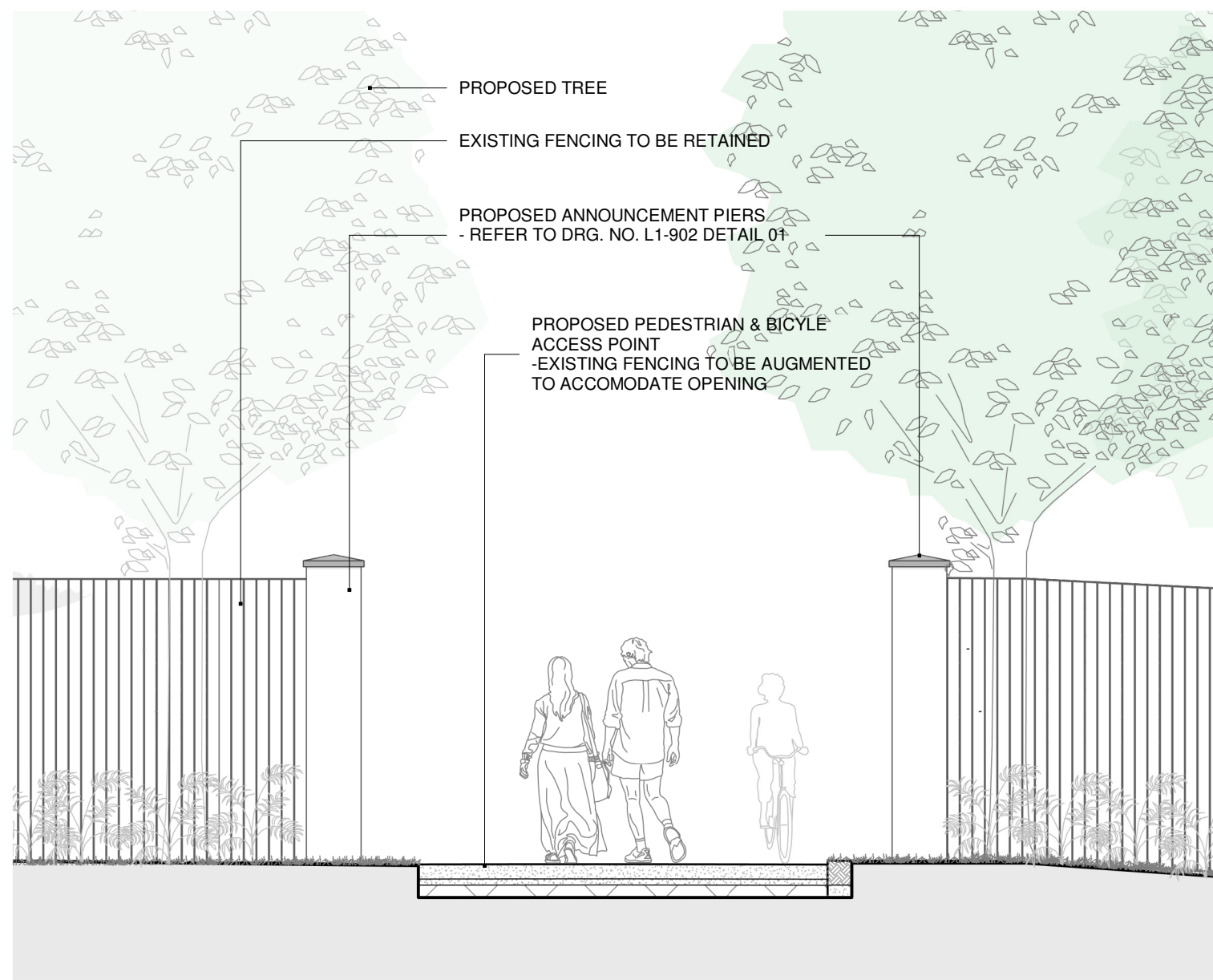


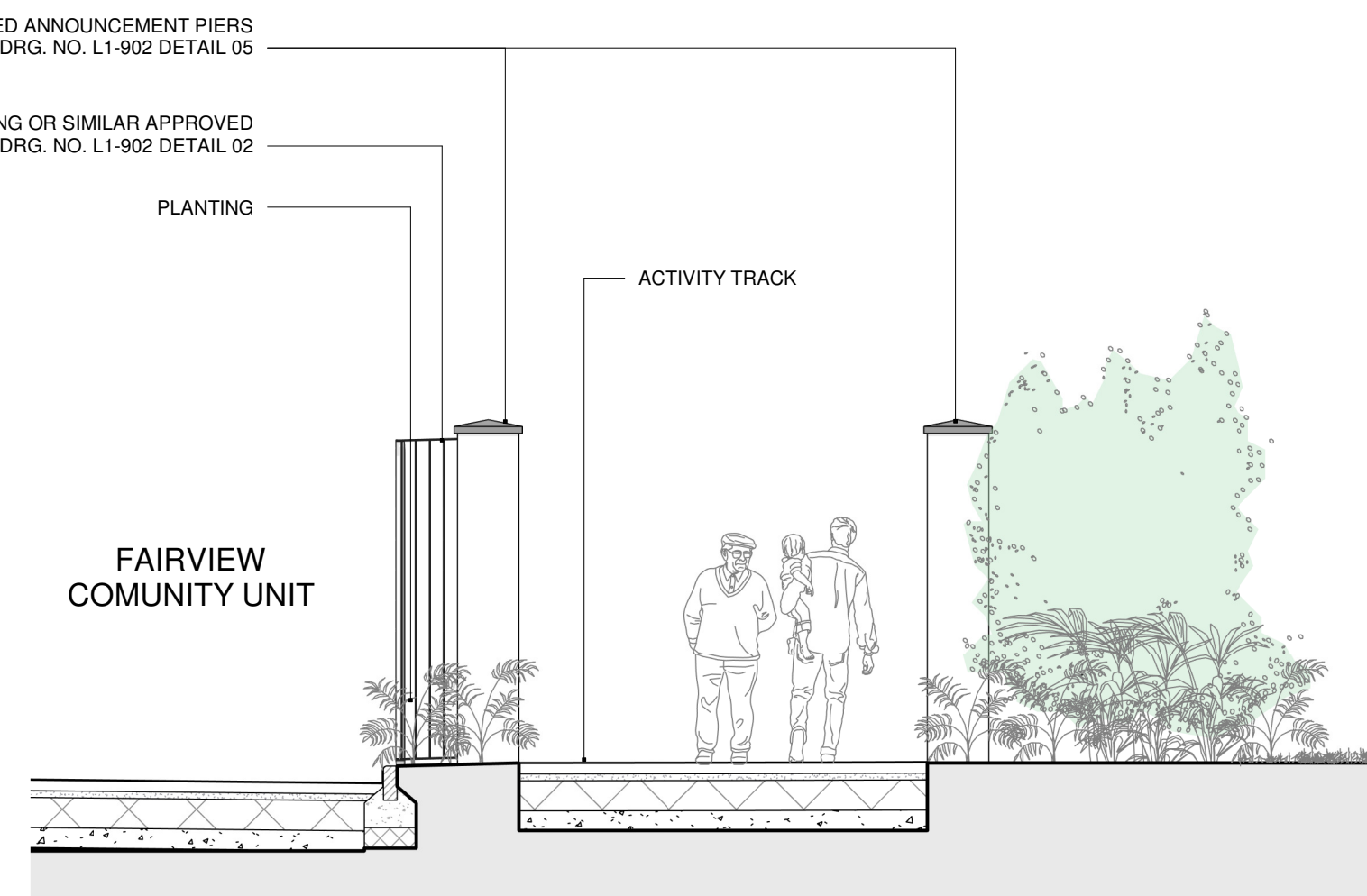
1 PLAN VIEW - PROPOSED GRACE PARK WOOD CONNECTION
SCALE: 1 : 200 @A1



2 PLAN VIEW - PROPOSED GRIFFITH COURT CONNECTION
SCALE: 1 : 200 @A1




3 TYPICAL ELEVATION - GRACE PARK CONNECTION
SCALE: 1 : 50 @A1



4 TYPICAL ELEVATION - GRIFFITH COURT CONNECTION
SCALE: 1 : 50 @A1



6 LOCATION PLAN
SCALE: 1 : 500 @A1



REFERENCE IMAGE: NEW IBEX FENCING OR SIMILAR APPROVED



REFERENCE IMAGE: EXISTING RENDER FINISHED BLOCK WALL

NOTE
ALL DIMENSIONS TO BE CHECKED ON SITE
NO DIMENSIONS TO BE SCALED FROM THIS DRAWING
THIS DRAWING IS TO BE READ IN CONJUNCTION WITH RELEVANT CONSULTANTS DRAWINGS
NO PART OF THIS DOCUMENT MAY BE RE-PRODUCED OR TRANSMITTED IN ANY FORM OR STORED IN ANY RETRIEVAL SYSTEM OF ANY NATURE WITHOUT THE WRITTEN PERMISSION OF THE LANDSCAPE ARCHITECT AS COPYRIGHT HOLDER EXCEPT AS AGREED FOR USE ON THE PROJECT FOR WHICH THE DOCUMENT WAS ORIGINALLY ISSUED
SHOP DRAWINGS TO BE SUBMITTED, WHERE REQUIRED AND REQUESTED, FOR APPROVAL

CLIENT:

ST. VINCENT'S HOSPITAL FAIRVIEW

ARCHITECTS:



REFERENCE: THIS DRAWING IS NOT FOR CONSTRUCTION

P00	FOR INFORMATION				2023/03/24

REVISIONS

Job No.	96Z1B	Drawn	LB	Checked	HL
Dwg No.	SVRD-NMP-33-00-M3-L1-104-1				
Scale	As indicated @A1	Date		MAR 2023	

JOB DESCRIPTION

Site	ST. VINCENT'S HOSPITAL, RICHMOND ROAD, DUBLIN 3
Project	ST. VINCENT'S HOSPITAL FAIRVIEW REDEVELOPMENT
Title	PROPOSED CONNECTIONS - SHEET 1 OF 2